

# AutoCAD 2016 Review

---

**Product Version:** 2016

**Product Registration, Activation, and License Requirements:** User must register with the Autodesk Student community and create an Autodesk profile during activation. Registration can be done online in a matter of minutes. [Go here](#) to register and download your software.

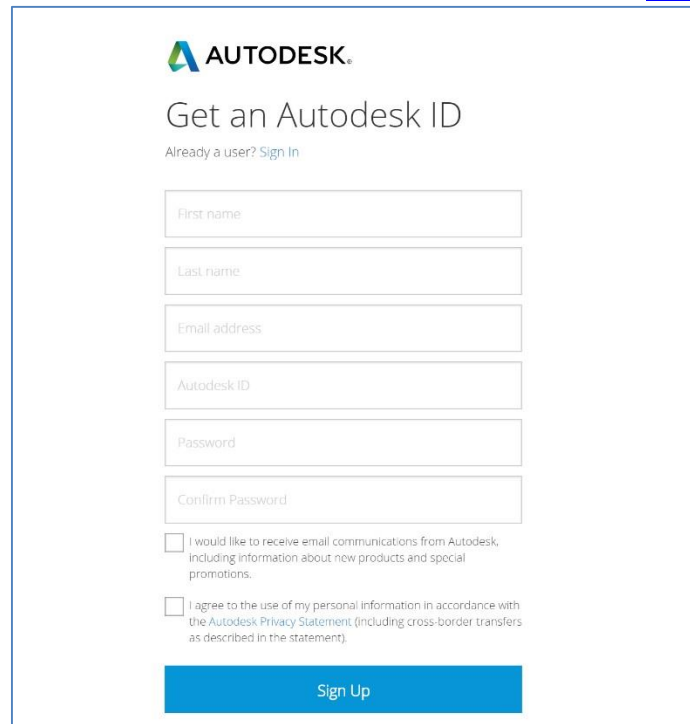
**Operating System Compatibility:** Windows 7, 8.1, 10

**Vendor Web Site for Support and Access** [here](#)

**Product Description:** AutoCAD is a commercial software application for 2D and 3D computer-aided design (CAD) and drafting. The native file format of AutoCAD is *.dwg*. This and, to a lesser extent, its interchange file format *DXF*, have become de facto, if proprietary, standards for CAD data interoperability, particularly for 2D drawing exchange. AutoCAD has included support for *.dwt*, a format developed and promoted by Autodesk, for publishing CAD data.

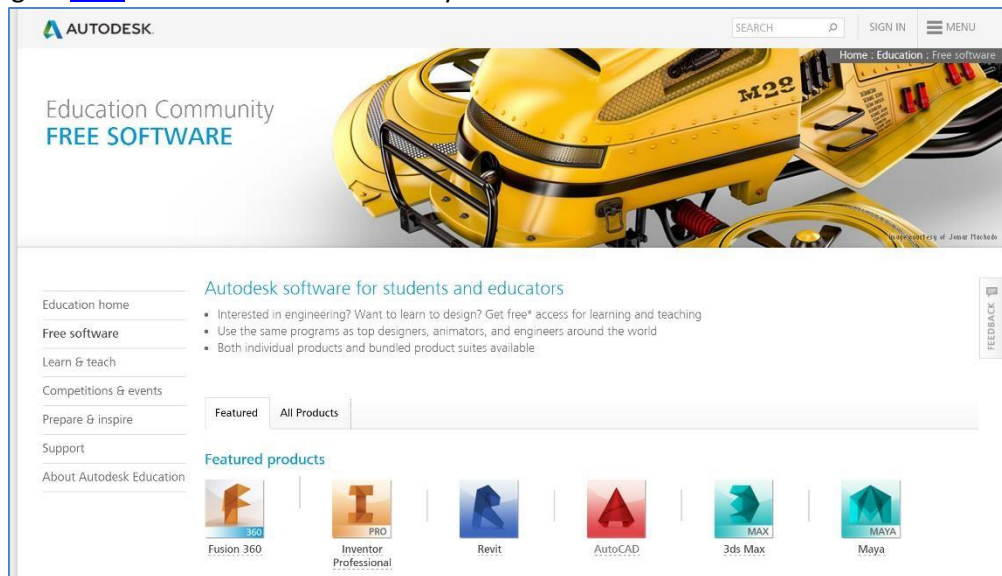
## Installation and Setup

You must first register for a student account with Autodesk. You can do this [here](#)<sup>1</sup>.



The screenshot shows the Autodesk registration page. At the top is the Autodesk logo and the heading "Get an Autodesk ID". Below the heading is a link for "Already a user? Sign In". The form contains several input fields: "First name", "Last name", "Email address", "Autodesk ID", "Password", and "Confirm Password". At the bottom of the form are two checkboxes: one for receiving email communications and another for agreeing to the Autodesk Privacy Statement. A blue "Sign Up" button is located at the bottom center of the form.

Then, navigate [here](#)<sup>2</sup> and choose the software you wish to download.



<sup>1</sup>

<https://accounts.autodesk.com/register?ReturnUrl=%2Fauthorize%3Frealm%3Dmanage.autodesk.com%26ctx%3Dmanage%26AuthKey%3D959ab663-3fc3-4c9a-bf2a-477cf0eaddf9>

<sup>2</sup> <http://www.autodesk.com/education/free-software/all>

Sign in to your account and then select your version, language, and OS from the drop down menus and click "INSTALL NOW".

**Get a free 3-year license today**

- 1.) Sign in or register.  
✔ You have successfully signed in  
[Sign out](#) | [My account](#)
- 2.) Select the free software you want.  
AutoCAD 2016 ✔  
English  
Windows 64-bit
- 3.) Review and download.  
AutoCAD 2016 - WIN 64 - EN  
Your serial number: 900-35952747  
Product key: 001H1  
✔ An email containing the license information above has been sent to you.

**Important License Information**  
While the Autodesk Educational Version software incorporates all the functionality of our professional licenses, it may not be used for commercial or for-profit purposes, as more fully described in the License and Services Agreement. Term-based licenses of Autodesk Educational software are not eligible for product upgrade or migration to a commercial license. The licensed software obtained on this site may not be installed or used on institutional computers located in classrooms and laboratories (except for an institutional computer assigned to a faculty member by an educational institution for the faculty member's sole use), and may only be installed and used on the personal computer of the eligible Autodesk Education Community member.

**INSTALL NOW**

Accept the license agreement and click "Install".

1.) Sign in or register.  
✔ You have successfully signed in  
[Sign out](#)

2.) Select t  
AutoCA  
English  
Window

3.) Review  
AutoCAD  
Your ser  
Product  
✔ An e

**Autodesk**  
**LICENSE AND SERVICES AGREEMENT**

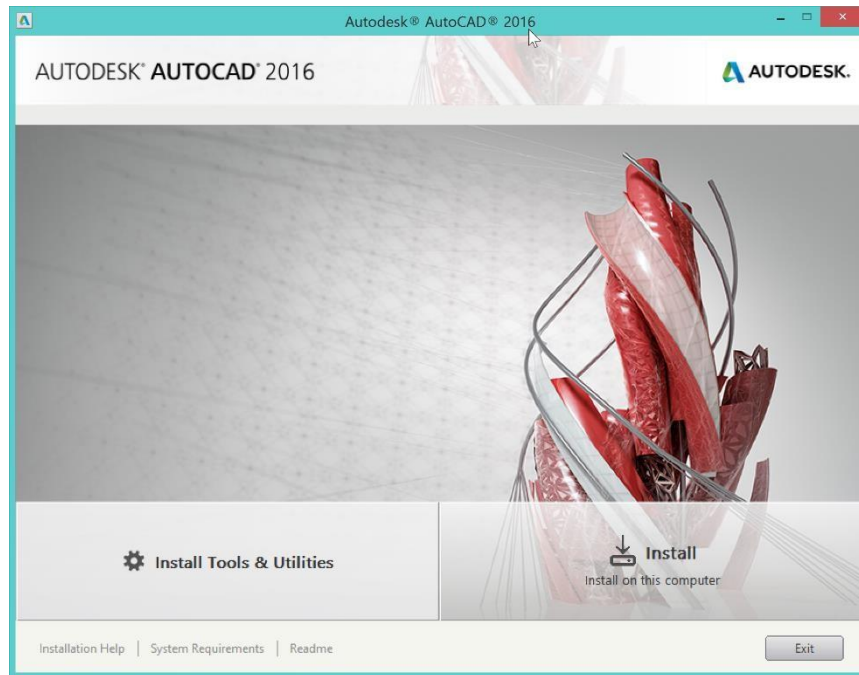
**READ CAREFULLY:** AUTODESK LICENSES THE SOFTWARE AND OTHER LICENSED MATERIALS ONLY ON THE CONDITION THAT LICENSEE ACCEPTS ALL OF THE TERMS CONTAINED OR REFERENCED IN THIS AGREEMENT.

By selecting the "I accept" button or other button or mechanism designed to acknowledge agreement to the terms of an electronic copy of this Agreement, or by installing, downloading, accessing, or otherwise copying or using all or any portion of the Autodesk Materials, (i) you accept this Agreement on behalf of the entity for which you are authorized to act (e.g., an employer) and acknowledge that such entity is legally bound by this Agreement (and you agree to act in a manner consistent with this Agreement) or, if there is no such entity for which you are authorized to act, you accept this Agreement.

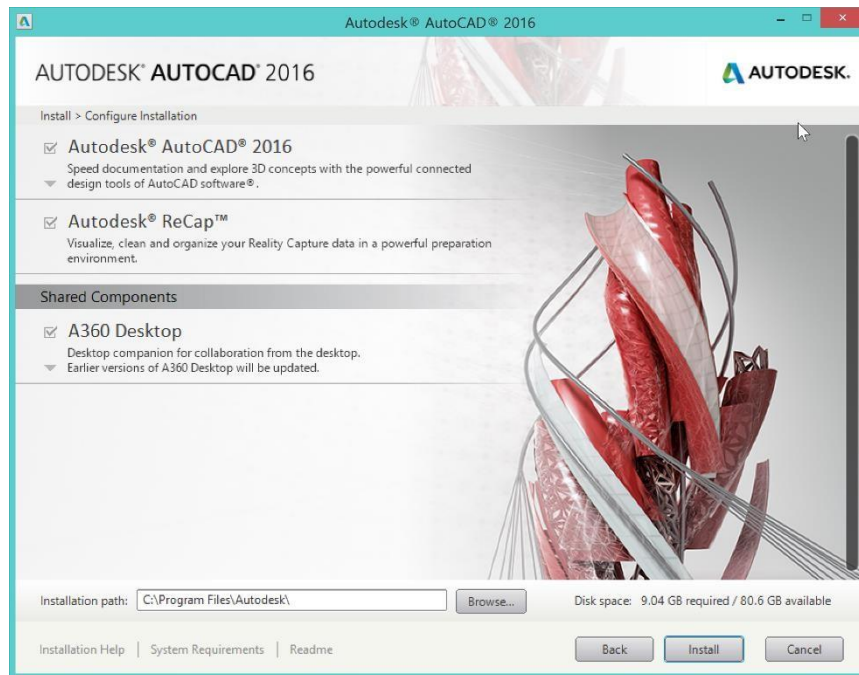
I Reject  I Accept

**Install** **Cancel**

Once the download finishes open it and accept the UAC prompts. Then, click “Install”.



Click “Install” and wait for the installation to finish.



Click “Launch Now” to launch AutoCAD or click the “x”.

